



NEW HAMPSHIRE  
**DHHS**  
DEPARTMENT OF  
**HEALTH & HUMAN SERVICES**

## **Advisory Committee Meeting**

---

**9.12.2023**

# Provider Billing Updates

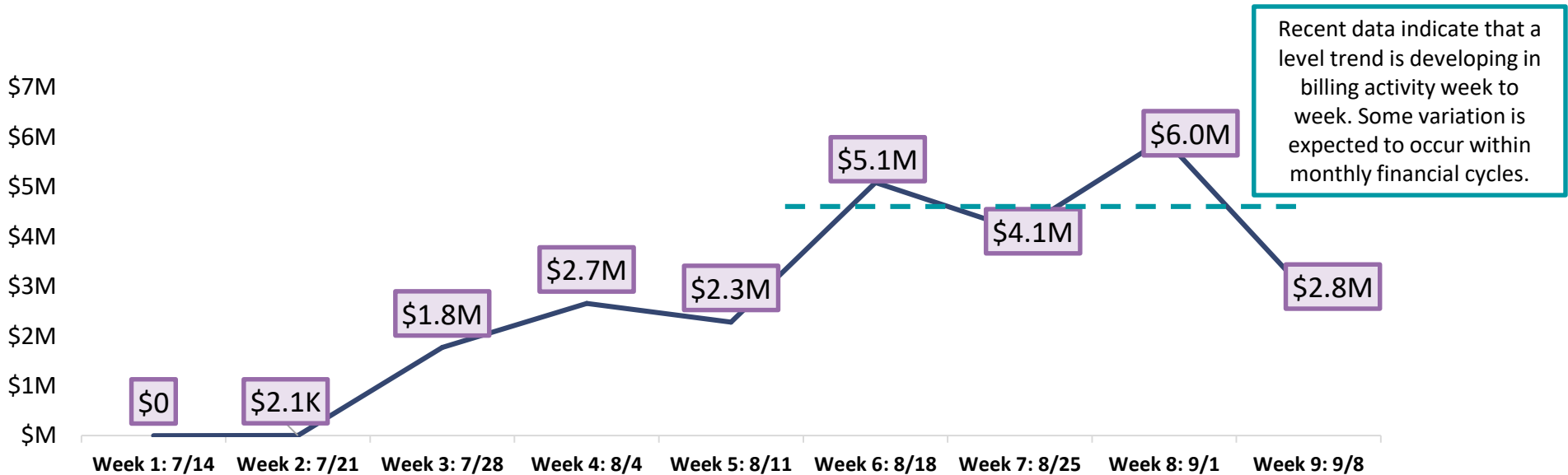


# Compliance Initiative Update | Provider Billing Activity

Billing activity and payments have gradually increased week-over-week since early July, with signs of stabilization in the most recent weeks. For the past month, providers have billed approximately \$4.5M per week (MMIS claims) which is in the range of weekly billing amounts BDS has observed within recent years.

MMIS Claim Submission Payments: <b>\$24.7M</b>	+	Manual Invoice Payments: <b>\$44.3M</b>	=	Total paid since July: <b>\$69M</b>
---	---	--	---	--

**MMIS Claim Submission Payments (Millions) by Week, FY24**



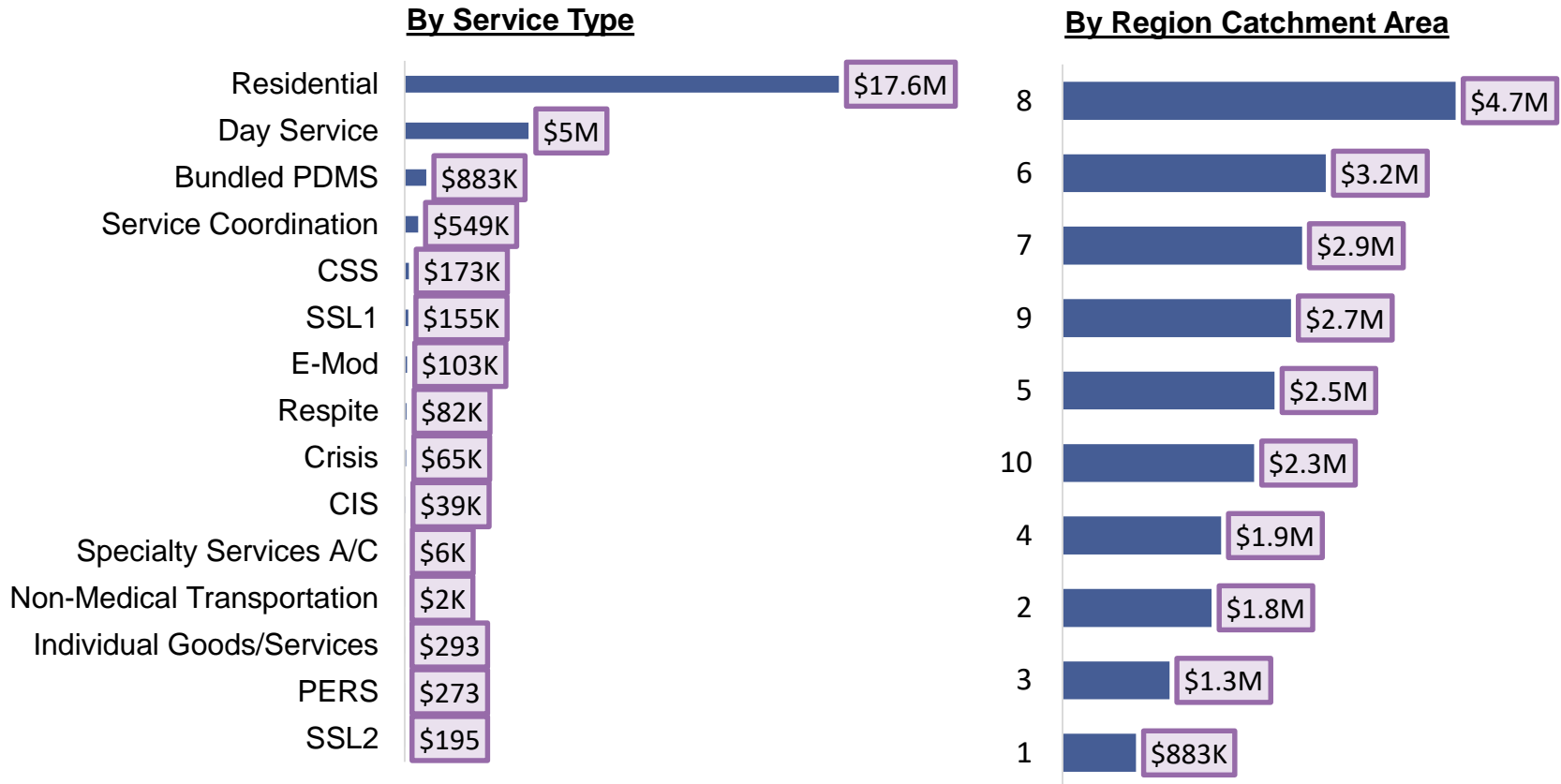
Recent data indicate that a level trend is developing in billing activity week to week. Some variation is expected to occur within monthly financial cycles.

**Notes:** Data captures billing between the 7/10–9/8/23 period. Prior Authorizations (PAs) that began before 6/30/2023 were excluded from this analysis. A slight discount was applied to Week 3. Data is smoothed approximately by week, but some variation in week duration exists.

# Compliance Initiative Update | Billing Service Type and By Region

Providers in all regions are receiving payments.

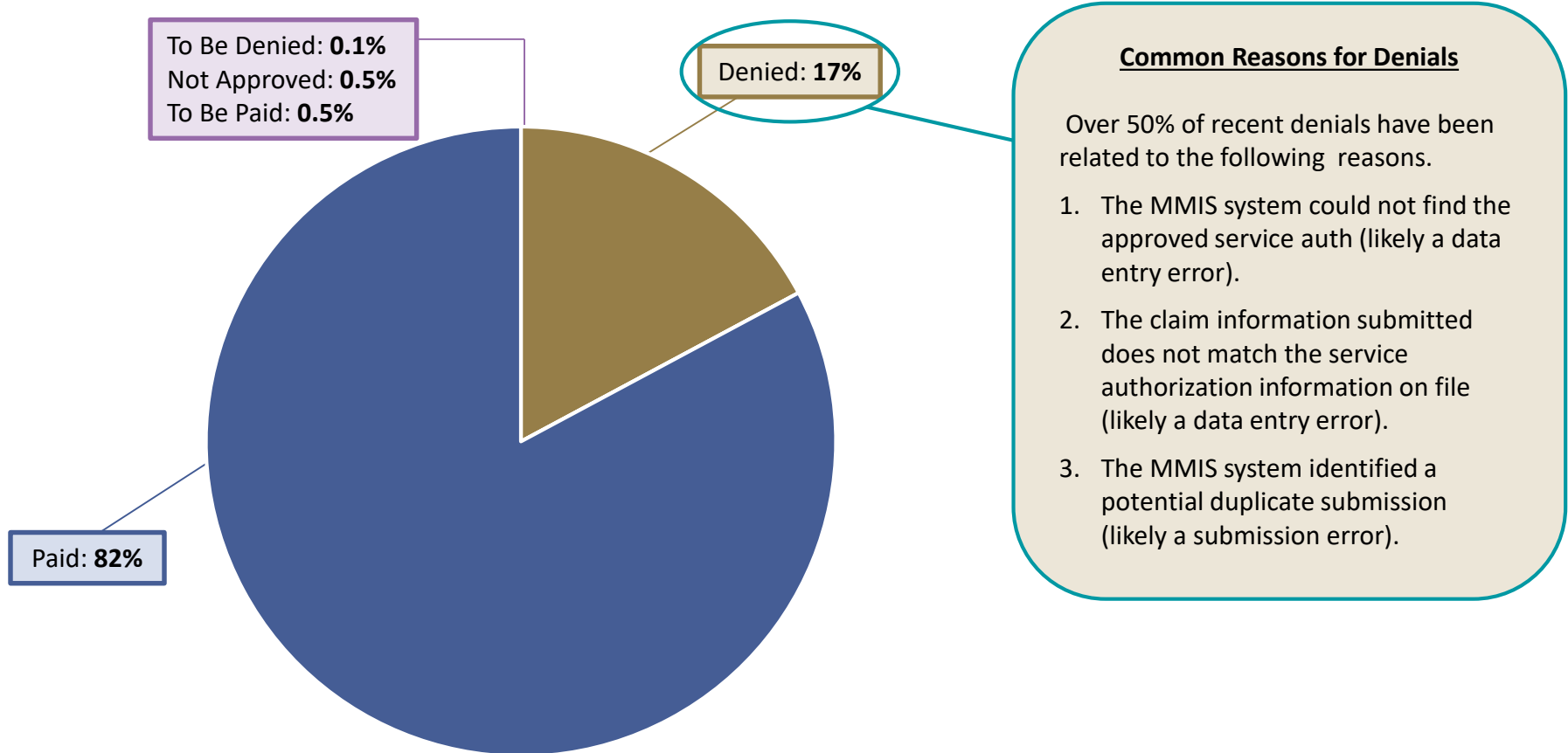
## MMIS Claim Submission Payments, FY24



**Notes:** Data captures billing between the 7/10–9/8/23 period. Exclusions from analysis: prior authorizations (PAs) that began before 6/30/2023 and MMIS claim submission payments that had no region affiliation. Does not include the manual invoice payments.

# Compliance Initiative Update | Billing Trouble Shooting

The portion of submitted claims that are being approved and paid has increased to **82%**. For denied claims, BDS is monitoring system-level trends, so that the Department can provide targeted outreach and support to providers.



Notes: Data captures billing activity and payments between 8/8-9/14/23 period.